


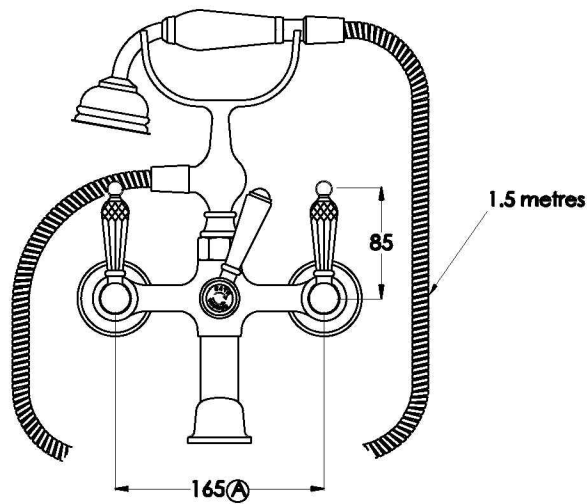
## WINSLOW BATH MIXER WITH KRISTALL LEVERS

1.8120.00.8.XX

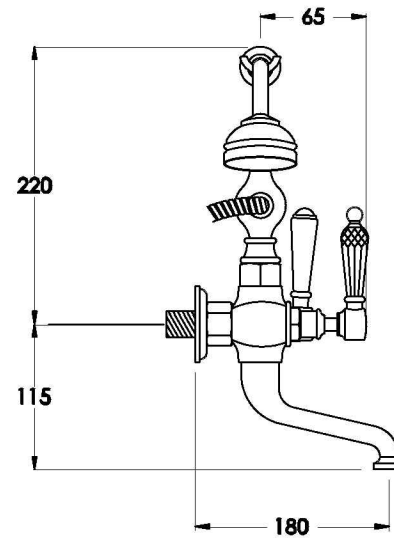


### PRODUCT DIMENSIONS:

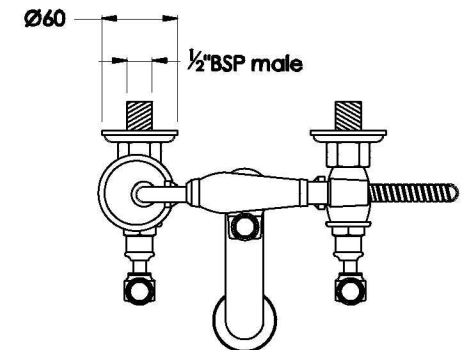
Front view



Side view:



Top view:



Note:  $G\frac{1}{2}$  " BSP female fittings required in the wall (A) Fixed centre; outlets must have 165mm centres

XX suffix indicates finish – SEE WEBSITE FOR COLOUR CODE  
Specifications and design subject to change without notice  
All dimensions are approximate  
A = approximate distance  
Copyright ©Brodware 2022