


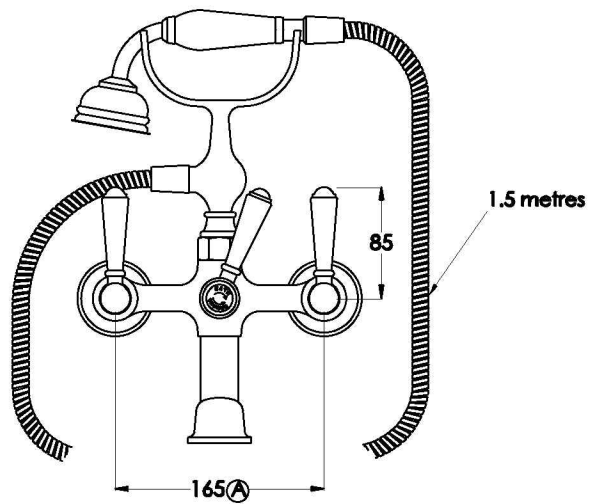
WINSLOW BATH MIXER WITH HANDSHOWER AND METAL LEVERS

1.8120.00.3.XX

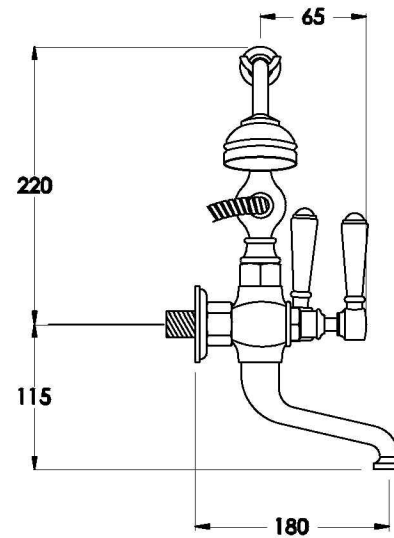


PRODUCT DIMENSIONS:

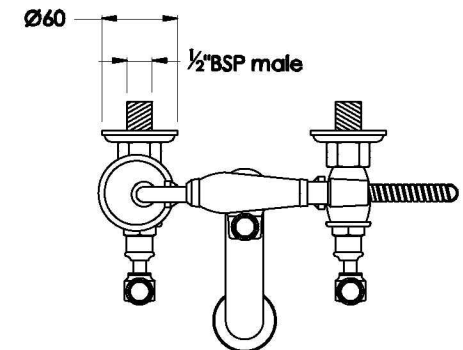
Front view



Side view:



Top view:



Note: $G\frac{1}{2}$ " BSP female fittings required in the wall (A) Fixed centre; outlets must have 165mm centres

XX suffix indicates finish — SEE WEBSITE FOR COLOUR CODE
 Dimensions subject to change without notice
 All dimensions are approximate
 A = approximate distance
 Copyright ©Brodware 2021