

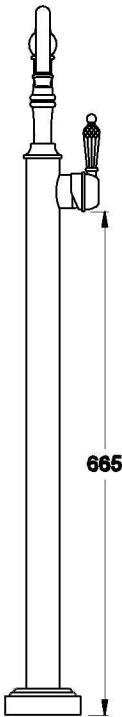
WINSLOW BATH MIXER WITH KRISTALL LEVER

1.8108.06.8.XX

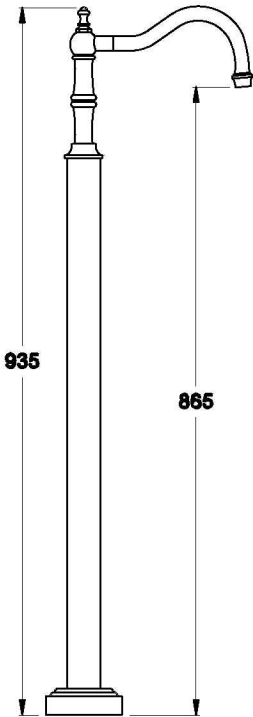


PRODUCT DIMENSIONS:

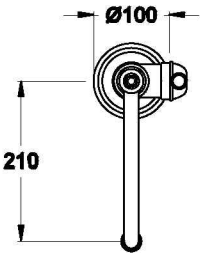
Front view



Side view:



Top view:



Note: specific installation kit is supplied with this product.

XX suffix indicates finish – SEE WEBSITE FOR COLOUR CODE
Specifications and design subject to change without notice
All dimensions are approximate
A = approximate distance
Copyright ©Brodware 2021