

## INDUSTRICA WALL SET WITH METAL LEVER

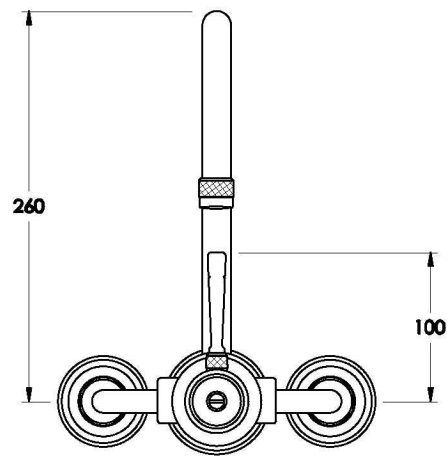
1.6728.00.0.XX

1.6728.50.0.XX: Flow controlled variant

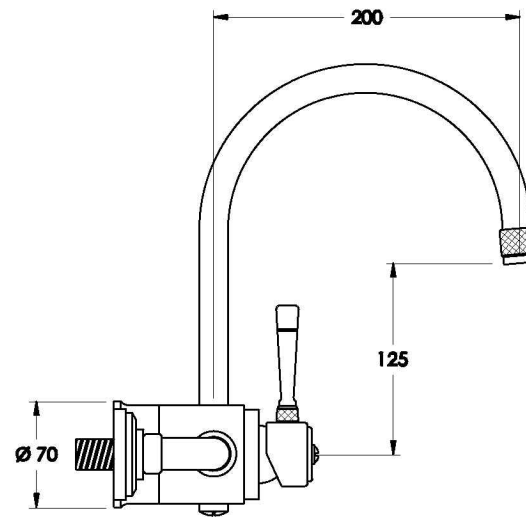


### PRODUCT DIMENSIONS:

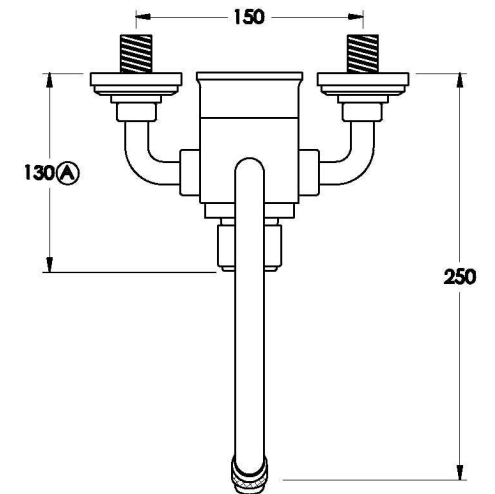
Front view



Side view:



Top view:



Note:  $\frac{1}{2}$  " BSP female fittings required in the wall

XX suffix indicates finish — SEE WEBSITE FOR COLOUR CODE  
Dimensions subject to change without notice  
All dimensions are approximate  
A = approximate distance  
Copyright ©Brodware 2021