

WINSLOW BASIN MIXER WITH METAL LEVER

1.8104.02.3.XX

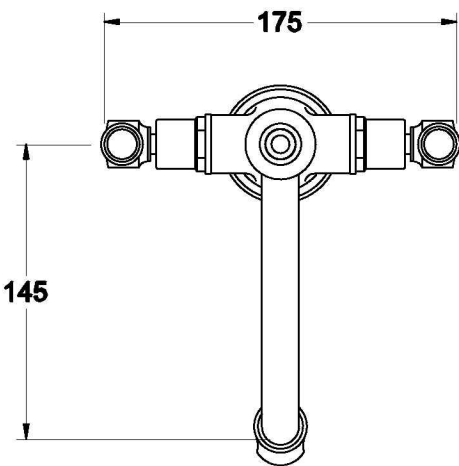
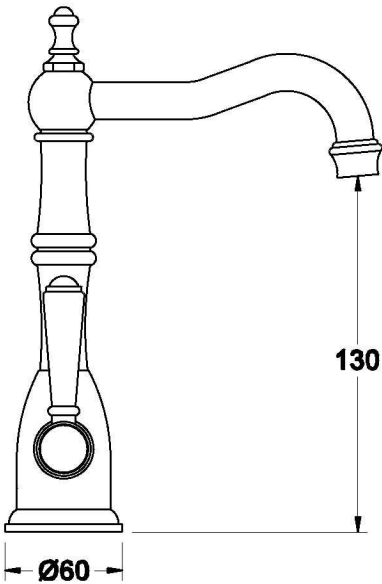
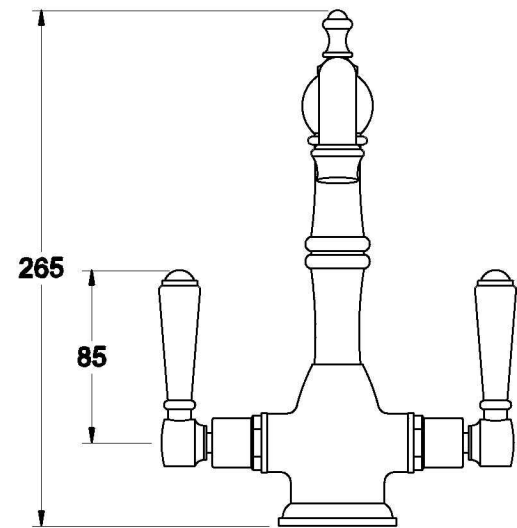


PRODUCT DIMENSIONS:

Front view

Side view:

Top view:



Note: Mixer requires a Ø35mm hole in the basin or bench

XX suffix indicates finish – SEE WEBSITE FOR COLOUR CODE
Dimensions subject to change without notice
All dimensions are approximate
A = approximate distance
Copyright ©Brodware 2021