


## WINSLOW BASIN MIXER WITH KRISTALL LEVER

1.8103.00.8.XX

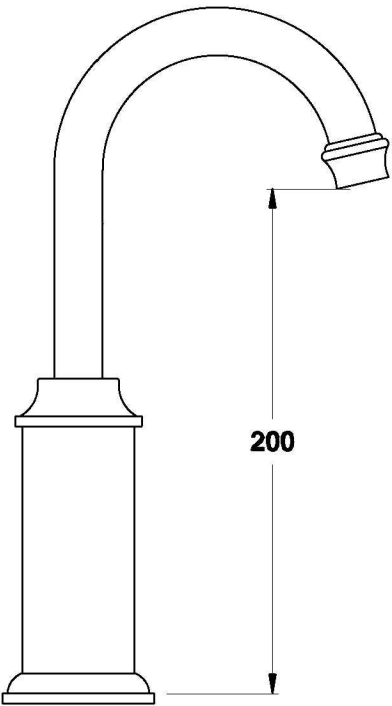


### PRODUCT DIMENSIONS:

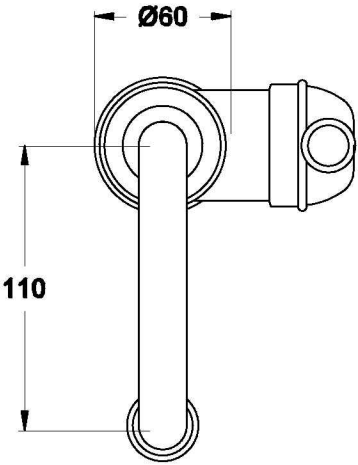
Front view



Side view:



Top view:



XX suffix indicates finish – SEE WEBSITE FOR COLOUR CODE  
Dimensions subject to change without notice  
All dimensions are approximate  
A = approximate distance  
Copyright ©Brodware 2021